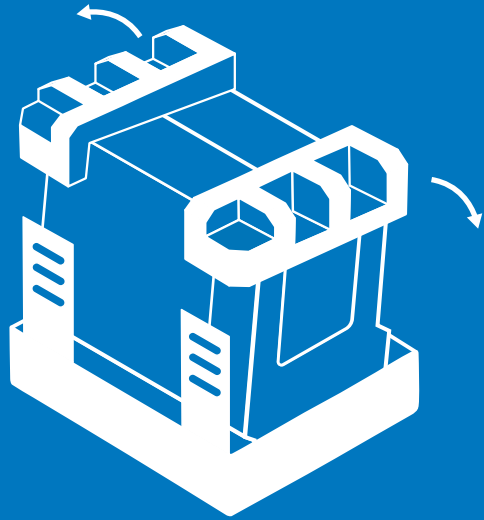
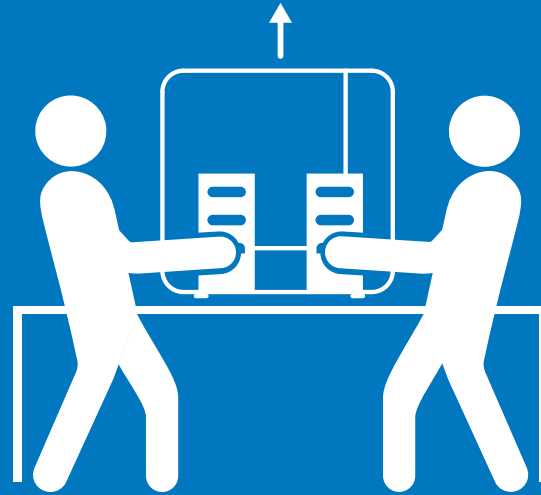




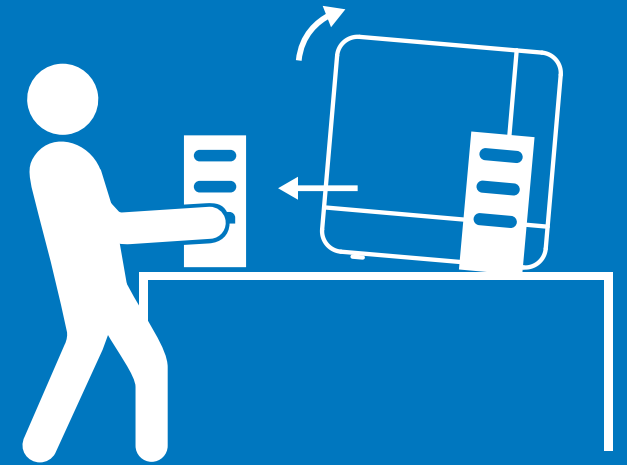
1



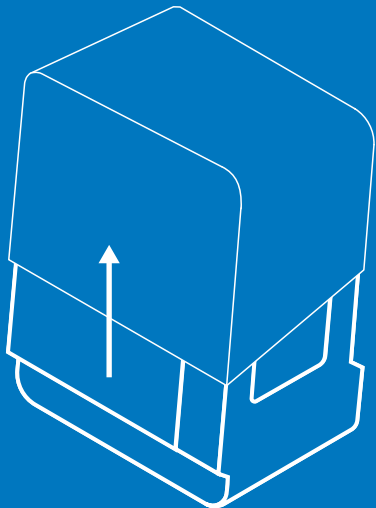
2



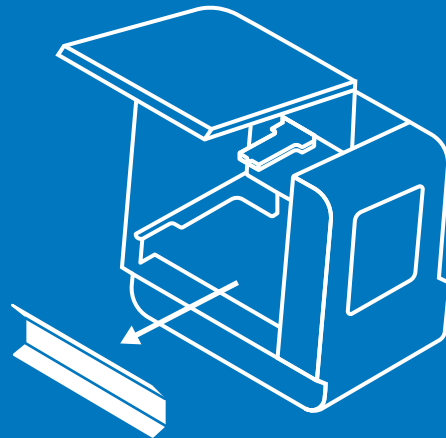
3



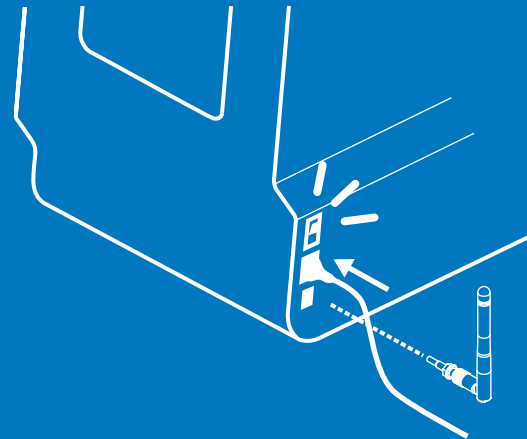
4



5



6



7



# Overview | Form 3L / Form 3BL

Form 3L / Form 3BL parts and accessories

## INCLUDED WITH F3L

- 1 Antenna:** Attach the antenna to the port on the back of the machine, as shown in the guide.
- 2 USB cable:** Use the included USB cable for connecting a computer directly to the printer.
- 3 PEC\*PADs:** Clean optical surfaces and the underside of the resin tank with PEC\*PAD lint free wipes.
- 4 Leveling disc:** Use the leveling disc to extend or retract the printer feet and level the machine.
- 5 Microfiber cloth:** Clean the cover and outer shells with the microfiber cloth and soapy water or a general purpose cleaner, such as a glass cleaner.
- 6 Torx wrenches:** Use the Torx wrenches when maintaining and replacing parts.

